



PFUTSERO GOVERNEMENT COLLEGE
PFUTSERO : NAGALAND – 797107

Website: www.pfutserocollege.in

Email: pfutserocollege.pfutsero@gmail.com

Ref. No.

Date

Student Satisfaction Survey(SSS) 2018-2019

Pfutsero Government College had successfully carried out the Students Satisfaction Survey for the year 2018-2019, based on the guidelines and questioner framed by NAAC. The Survey which is to help the institution to upgrade the Teaching-Learning and Evaluation quality from the students responds, a total of 60 students were randomly surveyed from all the classes, consisting of 28 males and 32 females.

Key Indicator - 2.7.1

Under Criterion II of Teaching – Learning and Evaluation
Guidelines for Students

NAAC (National Assessment and accreditation council) is conducting a Student Satisfaction Survey regarding Teaching – Learning and Evaluation, which will help to upgrade the quality in higher education. A student will have to respond to all the questions given in the following format with her/his sincere effort and thought. Her/his identity will not be revealed.

A) Please confirm this is the first and only time you answer this survey.

- a) Yes b) No

B) Age:

C) College Name:

D) Gender: a) Female b) Male c) Transgender

E) What degree program are you pursuing now?

- a) Bachelor's b) Master's c) MPhil d) Doctorate e) Other

F) What subject area are you currently pursuing?

- a) Arts b) Commerce c) Science d) Professional e) Other

Instructions to fill the questionnaire

- All questions should be compulsorily attempted.
- Each question has five responses, choose the most appropriate one.
- The response to the qualitative question no. 21 is student's opportunity to give suggestions or improvements; she/he can also mention weaknesses of the institute here. (Kindly restrict your response to teaching learning process only)



[Handwritten Signature]

Principal

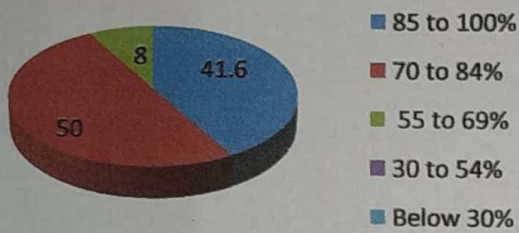
Pfutsero Govt. College, Pfutsero
Pfutsero Government College
Pfutsero-797107, Nagaland

Criterion II – Teaching–Learning and Evaluation

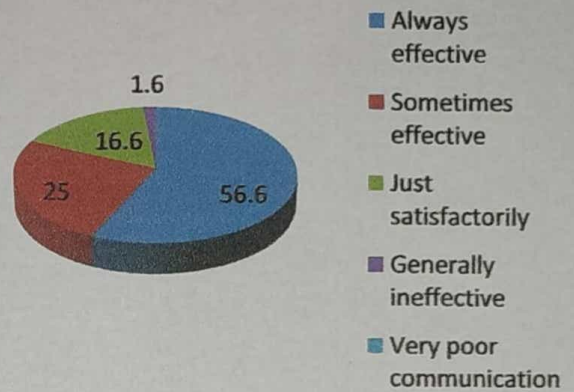
Student Satisfaction Survey on Teaching Learning Process

Following are the analysis of student satisfaction survey regarding teaching learning process.

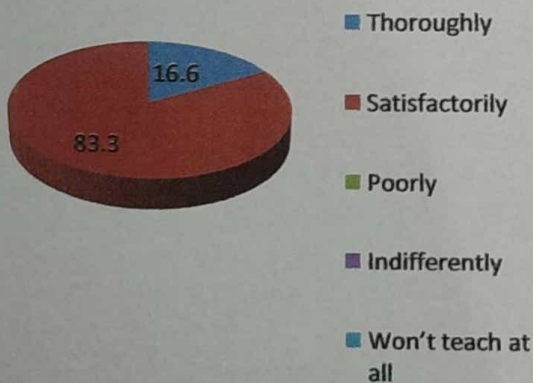
1. How much of the syllabus was covered in the class?



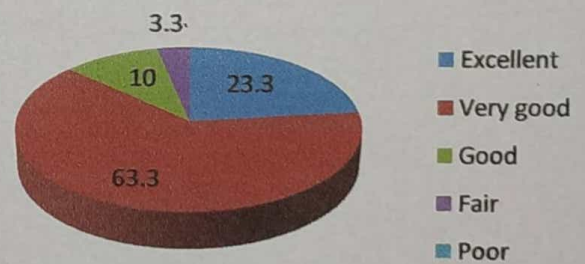
3. How well were the teachers able to communicate?



2. How well did the teachers prepare for the classes?



4. The teacher's approach to teaching can best be described as

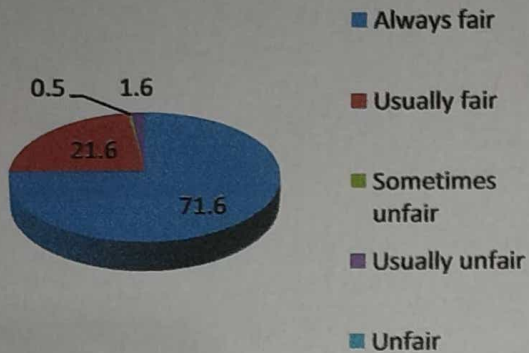


[Signature]

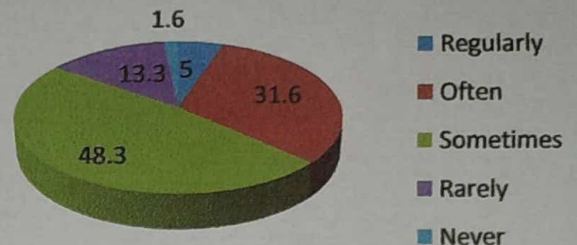
Principal
Pfutsero Govt. College, Pfutsero

Principal
Pfutsero Government College
Pfutsero-797107, Nagaland

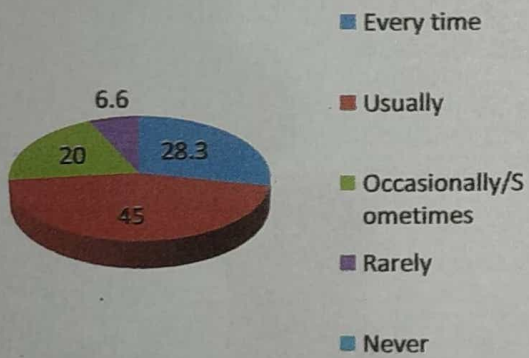
5. Fairness of the internal evaluation process by the teachers.



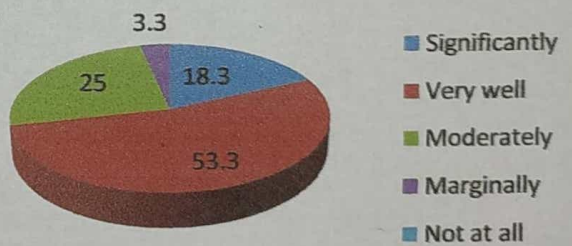
7. The institute takes active interest in promoting internship, student exchange, field visit opportunities for students.



6. Was your performance in assignments discussed with you?



8. The teaching and mentoring process in your institution facilitates you in cognitive, social and emotional growth.



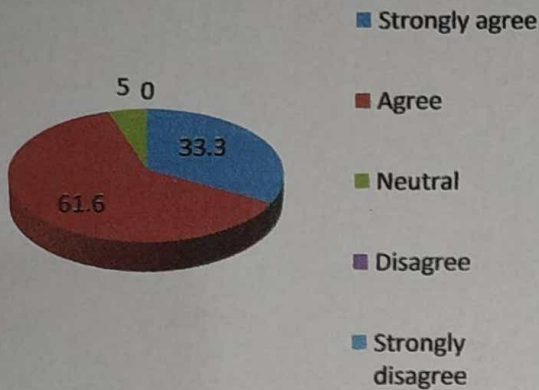
[Handwritten Signature]

Principal

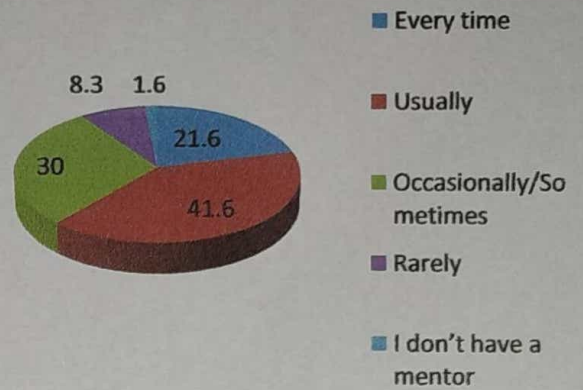
Pfutsero Govt. College, Pfutsero

Pfutsero Government College
Pfutsero-797107, Nagaland

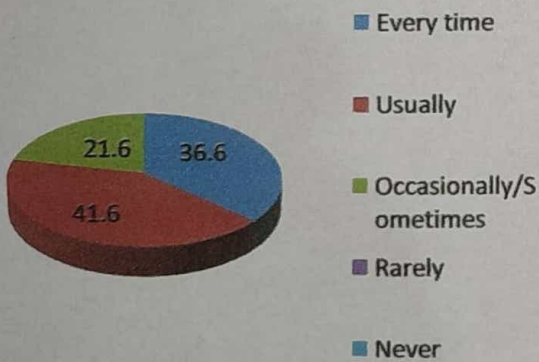
9. The institution provides multiple opportunities to learn and grow.



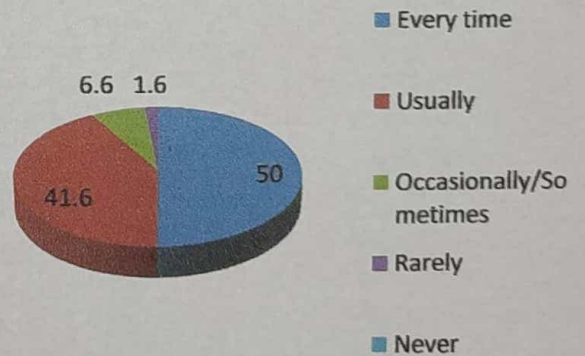
11. Your mentor does a necessary follow-up with an assigned task to you.



10. Teachers inform you about your expected competencies, course outcomes and programme outcomes.



12. The teachers illustrate the concepts through examples and applications.



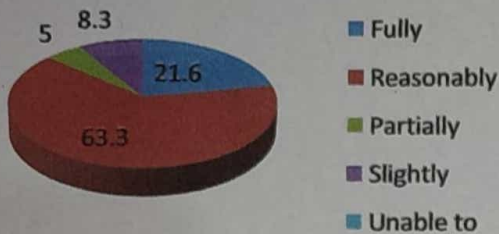
[Handwritten Signature]

Principal

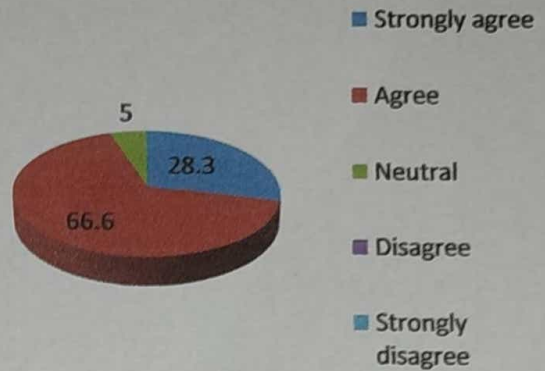
Pfutsero Govt. College, Pfutsero

Principal
Pfutsero Government College
Pfutsero-797107, Nagaland

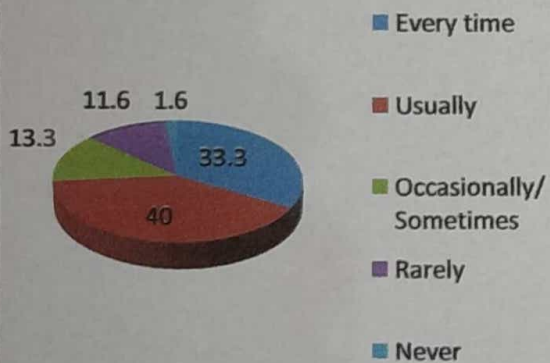
13. The teachers identify your strengths and encourage you with providing right level of challenges.



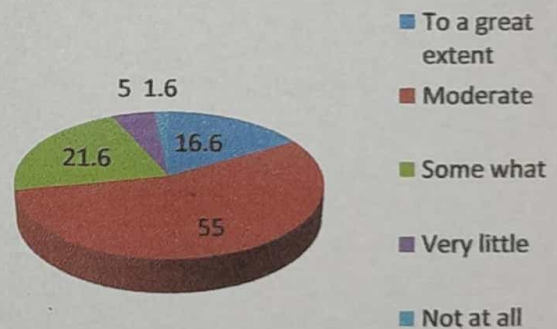
15. The institution makes effort to engage students in the monitoring, review and continuous quality improvement of the teaching learning process.



14. Teachers are able to identify your weaknesses and help you to overcome them.



16. The institute/ teachers use student centric methods, such as experiential learning, participative learning and problem solving methodologies for enhancing learning experiences.



[Handwritten Signature]

Principal

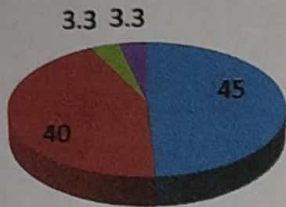
Pfutsero Govt. College, Pfutsero

Principal

Pfutsero Government College
Pfutsero-797107, Nagaland

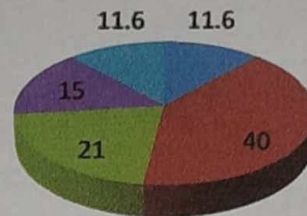
17. Teachers encourage you to participate in extracurricular activities.

- Strongly agree
- Agree
- Neutral
- Disagree
- Strongly disagree



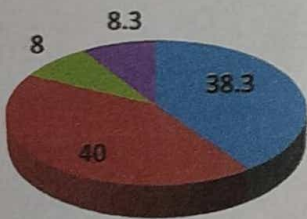
19. What percentage of teachers use ICT tools such as LCD projector, Multimedia, etc. while teaching.

- Above 90%
- 70 – 89%
- 50 – 69%
- 30 – 49%
- Below 29%



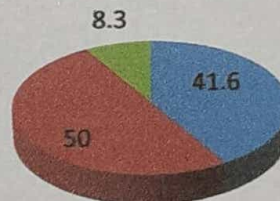
18. Efforts are made by the institute/ teachers to inculcate soft skills, life skills and employability skills to make you ready for the world of work.

- To a great extent
- Moderate
- Some what
- Very little
- Not at all



20. The overall quality of teaching-learning process in your institute is very good

- Strongly agree
- Agree
- Neutral
- Disagree
- Strongly disagree



Longchar

Principal

Pfutsero Govt. College, Pfutsero

Principal

Pfutsero Government College
Nagaland - 797107